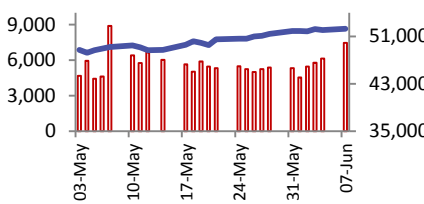
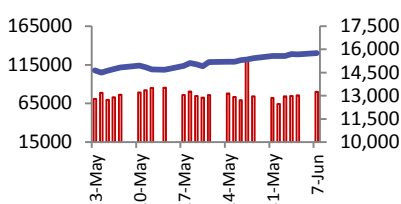


BSE



Open	52231
High	52379
Low	52055
Close	52329
Change	228
Volume (Lacs)	9446
Turnover (Rs.inCr)	7471

NSE



Open	15725
High	15773
Low	15678
Close	15752
Change	81
Volume(Lacs)	47853
Turnover (Rs.in Cr)	80066

World Markets	Current	Previous	Pt. Chg	Var(%)
Dow	34630	34756	-126	-0.4%
Dow Futures	34589	34616	-27	-0.1%
Nasdaq	13882	13814	67	0.5%
FTSE	7077	7069	8	0.1%
Nikkei	28992	29019	-28	-0.1%
Hang Seng	28743	28787	-45	-0.2%
SGX CNX Nifty	15774	15780	-6	0.0%
Straits Singapore	3165	3176	-11	-0.4%
South Korea	3254	3252	1	0.0%
Taiwan	17118	17084	34	0.2%
Shanghai	3599	3600	-1	0.0%

Commodity Prices	Current	Previous	Pt. Chg	Var(%)
Copper (\$/MT)	9901	9955	-54.5	-0.5%
Alumin (\$/MT)	2426	2455	-29.0	-1.2%
Zinc (\$/MT)	3000	3011	-11.0	-0.4%
Brent Crude (\$/bbl)	70.9	71.5	-0.6	-0.8%
Gold (\$/Ounce)	1898	1899	-1.6	-0.1%
Silver (\$/Ounce)	27.8	27.9	-0.1	-0.2%
Light Crude (\$/bbl)	68.7	69.2	-0.5	-0.8%
N G (\$/mmbtu)	3.1	3.1	0.0	1.2%
Sugar (\$/MT)	459.3	466.5	-7.2	-1.5%
Rubber (Rs./kg)	169.0	168.8	0.3	0.1%
Baltic Dry Index	2428	2438	-10.0	-0.4%

Currency Exchange Rate	Current	Previous	Var(%)
Rs./\$ rate	72.81	73.00	-0.26%
Rs./ Euro	88.55	88.44	0.11%
Rs./Chinese Yuan	11.39	11.38	0.09%
Yen /\$ rate	109.38	109.25	0.12%
\$ US/Euro	1.22	1.22	-0.04%

Dollar Index	Current	Previous	Var(%)
Dollar Index	90.04	89.95	0.10%

Support/ Resistance Levels for Today

	Nifty	Bank Nifty Fut
Support 1	15650	35250
Support 2	15550	35000
Resistance	15830	35800

Securities in Ban For Trade

IBULHSGFIN	SAIL
PNB	SUNTV

Market Review

US: The Nasdaq composite traded up about 0.5% while the S&P 500 held a loss of less than 0.1%. The Dow Jones industrials were down 0.4%. The small-cap Russell 2000 index rose 1.4% and was leading the major indexes.

Asia: Shares in Asia-Pacific were mixed in Tuesday morning trade, as investors reacted to the release of Japan's revised first-quarter gross domestic product figures.

India: The domestic equity markets swung sharply on the upside in the afternoon deals on Monday after a tweet by the Prime Minister's Office said PM Narendra Modi will address the nation at 5 PM later in the day. Investors' confidence resonated in the markets as participants hoped the PM would throw a light on the state of the economy and may provide clarity on the vaccination drive. **Market is expected to open on a flattish note and likely to witness sideways move during the day.**

Global Economy: China's imports grew at their fastest pace in 10 years in May, fuelled by surging demand for raw materials, although export growth slowed more than expected amid disruptions caused by COVID-19 cases at the country's major southern ports. While a brisk recovery in developed markets has bolstered demand for Chinese products, a global semiconductor shortage, higher raw material and freight costs, logistics bottlenecks and a strengthening yuan have dimmed the outlook for the world's largest exporting nation. China's exports in dollar terms in May grew 27.9% from a year earlier, slower than the 32.3% growth reported in April and missing analysts' forecast of 32.1%. Imports increased 51.1% on year last month in dollar terms, the fastest growth since January 2011.

Commodities: Oil prices lost more ground on Tuesday as concerns about the fragile state of the global recovery in demand for crude and fuels were heightened by data showing China's oil imports fell in May.

Gold prices hovered near the key level of \$1,900 an ounce on Tuesday, supported by a weaker dollar and lower bond yields, while investors awaited U.S. data later this week to gauge inflationary pressure.

Currency: The U.S. dollar was subdued on Tuesday as investors looked to U.S. inflation data due later in the week after softer-than-expected jobs data quelled expectations of an early tapering in the Federal Reserve's stimulus.

FII Derivative Transactions (Rs. Cr)

Contracts	Purchase		Sell		Net Value	Open Interest (OI)		OI (Previous day)		Change	
	Contract	Value	Contract	Value		Contract	Value	Contract	Value	Contract	Value
Index Future	25993	2620	21704	2105	515	118852	13286	121203	13360	-2351	-74
Index Option	2633023	260341	2606985	257777	2564	1001431	104195	897873	93648	103558	10547
Stock Future	194240	16071	200800	16825	-754	1374441	110526	1373081	109636	1360	890
Stock Option	216989	18175	216018	18175	0	271091	21132	246420	18908	24671	2224
Total	3070245	297207	3045507	294882	2325	2765815	249139	2638577	235552	127238	13587

FII All Activity-BBG (Rs Cr)	Buy	Sell	Net
31-May-21	11105	5941	5163
1-Jun-21	5398	4874	524
2-Jun-21	11635	10542	1092
3-Jun-21	7335	6148	1187
4-Jun-21	7723	6209	1514
Month to date-June	32091	27773	4317
FII (Prov.) (Rs Cr)	Buy	Sell	Net
1-Jun-21	4508	4958	(450)
2-Jun-21	11511	10590	921
3-Jun-21	7324	6244	1079
4-Jun-21	7684	6184	1499
7-Jun-21	6811	6998	(186)
Month to date-June	37837	34974	2863
DII (Prov.) (Rs. Cr)	Buy	Sell	Net
1-Jun-21	4364	4134	230
2-Jun-21	4657	4416	242
3-Jun-21	4726	5005	(279)
4-Jun-21	3883	5058	(1175)
7-Jun-21	5644	4660	984
Month to date-June	23275	23273	2
FII Debt - BBG (Rs. Cr)	Buy	Sell	Net
31-May-21	553	1087	(535)
1-Jun-21	1177	758	420
2-Jun-21	416	758	(342)
3-Jun-21	955	475	479
4-Jun-21	841	1460	(619)
Month to date-June	3389	3451	(62)

Market Breadth	BSE		NSE	
	No.	%	No.	%
Advance	2298	66%	1418	67%
Decline	1024	29%	637	30%
Unchanged	152	4%	73	3%

Market Turnover	07-Jun	04-Jun	Var (%)
BSE Cash	7471	6131	22%
NSE Cash	80066	75412	6%
NSE Futures	88634	93811	-6%
NSE Options	2536280	2584022	-2%
Total (Rs.Cr)	2712451	2759375	-2%

Volatility Index	07-Jun	04-Jun
Volatility Index	15.57	15.94

Index PE – TTM	07-Jun	Yr. High	Yr. Low
Sensex	32.2	36.2	21.1
Nifty	29.2	42.0	23.7

Corporate News

Piramal Group's resolution plan for beleaguered DHFL gets NCLT nod

The Mumbai Bench of the National Company Law Tribunal approved Piramal Group's resolution plan for the beleaguered DHFL, which has been reeling from the insolvency process since 2019. The plan put forward by Piramal Group, which has offered to pay Rs 37,250 crore, has been approved by the committee of creditors, the RBI, and the Competition Commission of India. (BS)

Hyatt Regency Mumbai suspends operations due to lack of funds

Hyatt Regency Mumbai has suspended its operations in Mumbai as its owner Asian Hotels (West) Ltd has not been able to finance the hotel. Sunjae Sharma, Vice President & Country Head - India, Hyatt said: "The hotel will remain closed until further notice." The Country Head also said that future reservations through Hyatt booking channels will remain temporarily unavailable. Sharma, however, said that Hyatt is working with the hotel's owner to resolve the situation. (BS)

IndiGo sees domestic traffic recovering by Q3FY22 as vaccination picks up

India's largest airline IndiGo expects a recovery in domestic traffic by Q3 of FY22. However, the airline expects a longer recovery period for international which it expects to normalise only by Q4 of current fiscal. IndiGo said that while in February, passenger traffic had almost reached 80 percent of what it was in pre-COVID level, the company thinks that it can reach that stage only by the festive season of calendar year 2022. (BS)

Suraksha group sweetens offer for Jaypee Infra by Rs 1,298 cr

Suraksha group has sweetened its offer to the lenders of Jaypee Infratech by Rs 1,298 crore to Rs 7,736 crore. It promised to bring in an additional interim funding of Rs 300 crore to build houses faster for Jaypee customers. (BS)

Coal India's e-auction sales up 52% YoY in April-May, as demand rises

Coal India Ltd (CIL) has witnessed a 52.5% increase in its e-auction coal sales, in the first two months of the current fiscal year, over corresponding period a year before. CIL said it allocated 21.5MT under the five auction windows. The company said as demand for coal has increased, CIL registered a 16% add-on over the notified price during April-May 2021, compared to 7% during the same period last year. (BS)

Top 5 Nifty Gainers	07-Jun	04-Jun	Var(%)
ADANI PORTS	879	834	5.4%
POWERGRID	236	226	4.5%
NTPC	116	112	4.2%
GAIL	168	162	3.9%
SHREECEM	29156	28154	3.6%
Top 5 Nifty Losers	07-Jun	04-Jun	Var(%)
BAJFINANCE	5730	5993	-4.4%
BAJAJFINSV	11829	12156	-2.7%
HDFC	2586	2619	-1.3%
JSWSTEEL	716	721	-0.8%
DIVISLAB	4230	4262	-0.7%

BSE Index Watch	Last	1 day	1 wk	1 mth	1 yr
SENSEX	52,329	0.4%	0.8%	6.3%	52.2%
MIDCAP	22,688	0.8%	4.3%	10.1%	80.3%
SMLCAP	24,597	1.4%	4.2%	10.7%	105.6%
AUTO	24,199	0.7%	2.8%	9.7%	61.7%
BANKEX	40,231	0.5%	-0.3%	7.2%	66.0%
Capital Goods	23,435	0.7%	4.2%	13.7%	80.9%
FMCG	13,210	0.9%	0.6%	3.7%	19.7%
Health Care	24,804	0.2%	1.1%	3.1%	54.9%
IT	27,706	0.9%	0.4%	3.4%	87.0%
METAL	19,033	0.0%	0.8%	-3.2%	157.4%
Oil & Gas	17,332	1.2%	5.2%	12.5%	34.5%
Power	2,963	2.7%	5.2%	15.6%	88.7%
Realty	2,806	-0.4%	4.7%	14.8%	79.2%

NSE USD Futures	07-Jun	04-Jun	Var (%)
June Expiry (Rs./\$)	72.99	73.17	-0.2%
July Expiry (Rs./\$)	73.22	73.42	-0.3%
Total Turnover (Rs. Crore)	17993	24149	-25%

Sectors	TTM PE
Auto	41.81
Auto Ancillary	77.74
Banking	25.63
Engineering	31.05
Cement	33.78
Diamonds & Jewellery	111.91
Housing Finance	29.86
Infrastructure & Const	34.92
Metals-Aluminium	24.71
Metal – Steel	11.47
Oil Expl.	45.69
Pharma	36.76
Power – Gen. Supp.	21.86
Information Tech.	31.90
Sugar	9.46
Telecom Serv. Prov.	23.46
Tyres	23.43

Economy News

Tea output decreases in Assam and West Bengal in first five months of 2021

Prices of teas at the auctions have already increased by 5-10% in the last one month and these products will be available to consumers by the end of July when they may have to pay more for the cuppa. In 2020, the nationwide lockdown had impacted tea production, pulling it down by 140 million kg from the level in 2019, a normal tea production year. (ET)

Govt extends free foodgrains scheme till Nov for 80 crore beneficiaries

In a major relief to the poor during the COVID-19 pandemic, PM announced that the govt has extended the scheme to distribute wheat and rice free of cost to around 80 cr people till Nov. (ET)

Curb excess import of edible oils from Nepal, trade body SEA tells government

SEA demanded that the govt take immediate steps to curb excess import of refined soybean oil from Nepal at zero duty, flouting rules of origins. Not only refined soybean oil, even sunflower oil from Nepal is entering India at zero duty and is being sold in South India, creating highly unfair competition. (ET)

International Corporate News

Ericsson to launch subscription service for remote office

Ericsson unveiled a subscription service for remote working in North America that would allow employees of small businesses to start working from home in minutes with access to licensed apps, cloud storage and security tools. (Inv)

Big Biogen boost on Alzheimer's news could win back biotech investors

The approval by U.S. regulators of a Biogen Inc drug to treat Alzheimer's disease could reinvigorate investor interest more broadly in biotech and pharmaceutical shares that have struggled in 2021. (Inv)

Apple adds virtual IDs on iPhone, video plans that rival Zoom, Teams

Apple Inc, facing accusations from rivals that it has too much control over its App Store, outlined plans to increase user privacy and keep consumer data out of other companies' hands, laying out features including expanded video conferencing and storing virtual government IDs on iPhones. (Inv)

Amazon to Be Covered by Global Tax Deal Despite Thin Margins

Global policy makers are crafting their international tax plan to make sure Amazon.com Inc is included, even though the U.S. company's profit margin is below the 10% proposed threshold that would give other countries rights to collect revenue. (Inv)

ADR Price Movement									
Company	Price (US\$)	Volume	Previous Day Price	Volume	Variance (%)	No. of Share Per ADR	ADR Price (Rs.)	BSE Price	Variance (%)
Infosys Tech	19.29	6483999	19.14	5827422	0.78%	1	1408.17	1385.65	1.6%
Tata Motors	23.60	2969032	22.24	1022384	6.12%	5	344.56	334.95	2.9%
Wipro	8.09	789473	8.01	3015120	1.00%	1	590.57	541.20	9.1%
Dr.Reddy's	72.27	42081	71.97	49218	0.42%	1	5275.71	5255.00	0.4%
ICICI Bank	17.93	3731737	17.85	3472723	0.45%	2	654.45	642.70	1.8%
HDFC Bank	76.84	361827	76.77	735309	0.09%	3	1869.77	1500.95	24.6%

GDR's (US\$)				
	Prices	Prev. Close	Change	Var %
L&T	21.20	20.80	0.40	1.9%
RIL	60.70	60.40	0.30	0.5%
SBI	58.80	59.30	-0.50	-0.8%

10 year G-Sec Yield	Current	Previous	Change
US	1.56%	1.57%	(1) bps
Japan	0.09%	0.08%	0 bps
India	6.02%	6.03%	(1) bps
UK	0.81%	0.79%	2 bps
Libor 3 Mths	0.13%	0.13%	(0) bps

Indian Eco Data	Current	Previous	Var(%)
Forex Reserve (US\$ in bn)	598	593	0.9%
Inflation – WPI	10.49%	7.39%	310 bps
Inflation – CPI	4.29%	5.52 %	44 bps

India GDP	Q4FY21	Q3FY21	FY21
Growth	1.6%	0.5%	-7.3%

Monetary Policy	Current	Previous	Change
Repo Rate	4.00%	4.00%	0 bps
Reverse Repo Rate	3.35%	3.35%	0 bps
CRR	3.00%	3.00%	0 bps
O/S Banking System Liquidity (Rs bn)	5897	5897	1

IIP Growth -%	Mar-21	Mar-20	YTD-FY21
IIP	22.4	0.2	-8.6
Mining	6.1	2.2	-7.8
Manufacturing	25.8	-0.3	-9.8
Electricity	22.5	1.3	-0.5

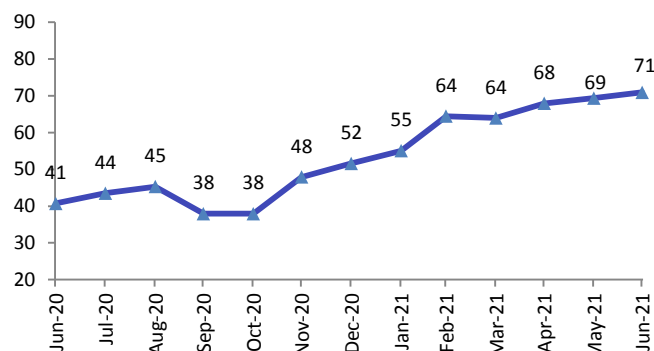
US Economy Data	Current	Previous
Inflation (%) (YoY)	2.60%	1.70%
Unemployment (%)	5.80%	6.10%

Interest Rate (%)	Current	Previous
Fed Rate	0-0.25%	0-0.25%

US GDP	Q1CY21	Q4CY20
Growth (QoQ Annualized)	6.4%	4.3%

China Economy Data	Current	Previous
GDP	18.30%	6.50%
Inflation – CPI (%)	0.90%	0.40%

Brent Crude Oil (\$/BBL) (Source:BBG)



	Date
Indian GDP Data	31 August
Indian Inflation Data CPI	14 June
Indian Inflation Data WPI	14 June
Indian Monetary Policy	06 August
India's Industrial Production (IIP)	11 June
US Inflation Data	10 June
US GDP	To be announced
US Unemployment Data	02 July
US Fed Rate	16 June
China GDP	15 July
China Inflation Data	09 June

Event Update		
Co. Name	Date	Purpose
Aplab Ltd.	08/06/21	Right Issue of Equity Shares
Jay Bharat Maruti Ltd.	08/06/21	Bonus issue
Asian Paints Ltd.	11/06/21	Rs.14.50 per share(1450%)Final Dividend
ITC Ltd.	11/06/21	Rs.5.75 per share(575%)Final Dividend
Nippon Life India Asset Management Ltd.	11/06/21	Rs.5.00 per share(50%)Final Dividend
Shree Digvijay Cement Company Ltd.	11/06/21	A.G.M.
Varun Beverages Ltd.	12/06/21	Bonus issue
Reliance Industries Ltd - Partly Paid up Equity Shares (Rights Entitlements (REs))	14/06/21	Rs.1.75 per share(70%)Final Dividend
Reliance Industries Ltd.	14/06/21	Rs.7.00 per share(70%)Final Dividend
The Indian Hotels Company Ltd.	15/06/21	Rs.0.40 per share(40%)Final Dividend
Raghav Productivity Enhancers Ltd.	18/06/21	Rs.0.50 per share(5%)Final Dividend
Torrent Pharmaceuticals Ltd.	18/06/21	Rs.15.00 per share(300%)Final Dividend
Angel Broking Ltd.	22/06/21	A.G.M.
GG Engineering Ltd.	22/06/21	Stock Split from Rs.10/- to Rs.2/-
Aarti Industries Ltd.	23/06/21	Bonus issue
Torrent Power Ltd.	25/06/21	Rs.5.50 per share(55%)Final Dividend

Bulk Deal AS On 07/06/21

BSE					
Scrip Code	Scrip Name	Client Name	Deal	Quantity	Price
500002	ABB	J P MORGAN INDIAN INVESTMENT COMPANY MAURITIUS LIMITED	S	93117	1650.35
500002	ABB	JPMORGAN INDIAN INVESTMENT TRUST PLC	B	93117	1650.35
539570	ACEWIN	SATHYARAJ A	S	57600	8.75
532215	AXISBANK	J P MORGAN INDIAN INVESTMENT COMPANY MAURITIUS LIMITED	S	3909129	742.1
532215	AXISBANK	JPMORGAN INDIAN INVESTMENT TRUST PLC	B	3909129	742.1
526731	BRIGHTBR	BEELINE IMPEX PRIVATE LIMITED	S	45785	101.69
539800	CHDCHEM	DIVYA KOTHARI	S	500000	14.04
539800	CHDCHEM	GOVIND GURBAHADUR VISHWAKARMA	B	393951	14.04
539800	CHDCHEM	KAMAL KUMAR SHAH	S	55909	14.04
539131	CLLIMITED	USHA DINESHKUMAR AGARWAL	S	22199	1.91
501831	COASTCORP	BARCLAYS SECURITIES INDIA PRIVATE LIMITED	B	220174	249.15
501831	COASTCORP	SATYASREE ACHANTA	S	500000	250.14
500480	CUMMINSIND	J P MORGAN INDIAN INVESTMENT COMPANY MAURITIUS LIMITED	S	538242	810.45
500480	CUMMINSIND	JPMORGAN INDIAN INVESTMENT TRUST PLC	B	538242	810.45
540811	DML	RAIMA MODI	S	60000	11
524768	EMMESSA	PRATYUSH MITTAL	B	25719	41.14
542668	EVANS	KHETBAI NARSHI GADA	B	14000	147.8
542668	EVANS	SHANTILAL NARSHI GADA	B	7500	147.8
533248	GPPL	J P MORGAN INDIAN INVESTMENT COMPANY MAURITIUS LIMITED	S	4044056	103.65
533248	GPPL	J P MORGAN INDIAN INVESTMENT COMPANY MAURITIUS LIMITED	S	4044056	103.65
533248	GPPL	JPMORGAN INDIAN INVESTMENT TRUST PLC	B	4044056	103.65
533248	GPPL	JPMORGAN INDIAN INVESTMENT TRUST PLC	B	4044056	103.65
532015	GRAVITY	ARVIND DHIRUBHAI DOBARIYA	S	55684	2.62
505725	HINDEVER	MOHIT KHULLAR	S	16555	208.2
505725	HINDEVER	PNEUMATIC SERVICES PRIVATE LIMITED	B	15575	208.2
539097	HKG	SUMIT LAKHOTIA	S	100000	56.5
539097	HKG	VAIBHAV RAJENDRA DOSHI	B	100000	56.5
500875	ITC	J P MORGAN INDIAN INVESTMENT COMPANY MAURITIUS LIMITED	S	1367715	208.8
500875	ITC	JPMORGAN INDIAN INVESTMENT TRUST PLC	B	1367715	208.8
539679	KAPILRAJ	DIVYA KOTHARI	B	100000	10
539679	KAPILRAJ	GOVIND GURBAHADUR VISHWAKARMA	S	100250	10
500510	LT	J P MORGAN INDIAN INVESTMENT COMPANY MAURITIUS LIMITED	S	853274	1537.6
500510	LT	JPMORGAN INDIAN INVESTMENT TRUST PLC	B	853274	1537.6
505523	MAHACORP	TURBOT TRADERS PRIVATE LIMITED	S	1500000	0.5
540401	MAXIMUS	RUPESH MANUBHAI SHAH	B	80000	99
511276	MEFCOM	MANIBEN PURUSHOTTAM BHANUSHALI	S	15140	1.18
532892	MOTILALOSFS	J P MORGAN INDIAN INVESTMENT COMPANY MAURITIUS LIMITED	S	739034	785.65
532892	MOTILALOSFS	J P MORGAN INDIAN INVESTMENT COMPANY MAURITIUS LIMITED	S	739034	785.65
532892	MOTILALOSFS	JPMORGAN INDIAN INVESTMENT TRUST PLC	B	739034	785.65
532892	MOTILALOSFS	JPMORGAN INDIAN INVESTMENT TRUST PLC	B	739034	785.65
507522	MOUNTSHIQ	PRAKASH KANTILAL MEHTA	S	30349	5.55
539291	OZONWORLD	ARUNKUMAR DASHRATHBHAI PRAJAPATI .	S	46620	17.35
539291	OZONWORLD	SATYEN H SHAH HUF	B	23234	17.35
536659	PVVINFRA	VAKKALA FAREED	S	32776	4.97
500260	RAMCOCEM	RAMCO INDUSTRIES LTD	B	131250	987
500260	RAMCOCEM	RAMCO INDUSTRIES LTD	B	131250	987
500260	RAMCOCEM	SHARADHA DEEPA	S	131250	987
500260	RAMCOCEM	SHARADHA DEEPA	S	131250	987
543285	RCAN	BEELINE BROKING LIMITED	S	42000	17.4
539673	RCL	KARAN PAL SINGH	S	11849	8.46
539673	RCL	KUDAKUTHUMPARAMBIL XAVIER THOMAS	B	10000	8.45
538540	RLFL	TRUSHA PRANAY MEHTA	S	291744	0.39
540259	SHANGAR	SAMIRBHAI RASIKLAL SHAH	S	200000	10.04
539026	SSPNFIN	ASHOK KUMAR SINGH	B	20000	8.84
539026	SSPNFIN	HEMANT PARMANAND SINGH	S	20000	8.9
538607	TOYAMIND	KAPASHI COMMERCIAL LTD	B	1500000	1.57
538607	TOYAMIND	NEHAL KUNAL VORA	S	1300000	1.57

531411	TUNITEX	PURSHOTTAM AGARWAL	S	799990	0.9
532538	ULTRACEMCO	J P MORGAN INDIAN INVESTMENT COMPANY MAURITIUS LIMITED	S	249808	6663.1
532538	ULTRACEMCO	JPMORGAN INDIAN INVESTMENT TRUST PLC	B	249808	6663.1
532432	UNITDSPR	J P MORGAN INDIAN INVESTMENT COMPANY MAURITIUS LIMITED	S	819797	629.25
532432	UNITDSPR	JPMORGAN INDIAN INVESTMENT TRUST PLC	B	819797	629.25
531025	VISAGAR	TURBOT TRADERS PRIVATE LIMITED	S	250000	1.58
539222	VMV	HEMANT PARMANAND SINGH	S	50000	8.72
539222	VMV	NAREN AGARWAL	S	60000	9.05
539222	VMV	SACHIN PRABHAKAR BRAHMANKAR	S	35000	8.81
531404	ZICOM	IDBI BANK LIMITED	S	349976	1.14

NSE

Scrp Code	Scrp Name	Client Name	Deal	Quantity	Price
AJOONI	Ajooni Biotech Limited	DILIP SUMATILAL SHAH HUF	SELL	54059	54.1
BBTCL	B&B Triplewall Cont Ltd	KEDIA ARUN KUMAR	BUY	150000	75
BBTCL	B&B Triplewall Cont Ltd	WEALTH MINE NETWORKS PRIVATE LIMITED	SELL	150000	75
BCP	B.C. Power Controls Ltd	KAMLESH SHANTILALJI JAIN	SELL	800000	3.49
BHEL	Bharat Heavy Elect Ltd.	JUMP TRADING FINANCIAL INDIA PRIVATE LIMITED	BUY	21051758	76.85
BHEL	Bharat Heavy Elect Ltd.	JUMP TRADING FINANCIAL INDIA PRIVATE LIMITED	SELL	21051758	76.88
GLOBUSSPR	Globus Spirits Limited	TEMPLETON STRATEGIC EMERGING MARKETS FUND IV LDC	SELL	196000	361.47
GUJRAFFIA	Gujarat Raffia-Roll Sett	OLGA TRADING PRIVATE LIMITED	BUY	51000	71.48
PILANIINVS	Pilani Inv & Ind Cor Ltd	ICICI LOMBARD GENERAL INSURANCE CO LIMITED	SELL	63523	1690
SHYAMCENT	Shyam Century Ferrous Ltd	PRITI A DOSHI	SELL	1440178	10.45
TRANSWIND	Transwind Infra Limited	DHARAMPAL AGARWAL	BUY	40000	6.25
TVSMOTOR	TVS Motor Company Limited	ABSL UMBRELLA UCITS FUND PLC - INDIA FRONTLINE EQUITY FUND	BUY	170109	617.25
TVSMOTOR	TVS Motor Company Limited	ADITYA BIRLA SUN LIFE MUTUAL FUND	BUY	3466991	617.25
TVSMOTOR	TVS Motor Company Limited	ADITYA BIRLA SUN LIFE MUTUAL FUND	BUY	3466991	617.25
TVSMOTOR	TVS Motor Company Limited	AVENDUS ABSOLUTE RETURN FUND A/C AVENDUS ABSOLUTE RETURN FUND	BUY	845835	617.25
TVSMOTOR	TVS Motor Company Limited	AVENDUS CAPITAL PUBLIC MARKETS ALTERNATE STRATEGIES LLP	BUY	369231	617.25
TVSMOTOR	TVS Motor Company Limited	AXIS MUTUAL FUND	BUY	810044	617.25
TVSMOTOR	TVS Motor Company Limited	BNP PARIBAS ARBITRAGE	BUY	1620089	617.25
TVSMOTOR	TVS Motor Company Limited	ICICI PRUDENTIAL LIFE INSURANCE COMPANY LIMITED	BUY	486026	617.25
TVSMOTOR	TVS Motor Company Limited	ICICI PRUDENTIAL MUTUAL FUND	BUY	9720534	617.25
TVSMOTOR	TVS Motor Company Limited	ICICI PRUDENTIAL MUTUAL FUND	BUY	9720534	617.25
TVSMOTOR	TVS Motor Company Limited	KUWAIT INVESTMENT AUTHORITY FUND 223	BUY	899149	617.25
TVSMOTOR	TVS Motor Company Limited	MIRAE ASSET MUTUAL FUND	BUY	550000	617.25
TVSMOTOR	TVS Motor Company Limited	SBI MUTUAL FUND	BUY	4050222	617.25
TVSMOTOR	TVS Motor Company Limited	SBI MUTUAL FUND	BUY	4050222	617.25
TVSMOTOR	TVS Motor Company Limited	SUNDARAM CLAYTON LIMITED	SELL	24400000	617.25
TVSMOTOR	TVS Motor Company Limited	SUNDARAM CLAYTON LIMITED	SELL	24400000	617.25
TVSMOTOR	TVS Motor Company Limited	TARA EMERGING ASIA LIQUID FUND	BUY	1411770	617.25
UTTAMSTL	Uttam Galva Steels Limite	SAINATH TRADING COMPANY PRIVATE LIMITED .	SELL	2100000	7.44
VERTOZ	Vertoz Advertising Ltd	NEIGHBOURHOOD INVESTMENT PRIVATE LIMITED	BUY	90000	220.83
VIVIDHA	Visagar Polytex Ltd	JAYESH MALSI RITA	SELL	1500000	0.82
ZEEL	Zee Entertain. Enterp.Ltd	INTEGRATED CORE STRATEGIES ASIA PTE LTD	SELL	6587208	219.2

Disclosure:

Research Reports that are published by Nirmal Bang Securities Private Limited (hereinafter referred to as “NBSPL”) are for private circulation only. NBSPL is a registered Research Analyst under SEBI (Research Analyst) Regulations, 2014 having Registration no. INH00001766. NBSPL is also a registered Stock Broker with National Stock Exchange of India Limited , BSE Limited ,Metropolitan Stock Exchange of India Limited , Multi Commodity Exchange of India Limited , National Commodity and Derivative Exchange Limited and Indian Commodity Exchange Limited in cash and Equity and Commodities derivatives segments.

NBSPL has other business divisions with independent research teams separated by Chinese walls, and therefore may, at times, have different or contrary views on stocks and markets.

NBSPL or its associates have not been debarred / suspended by SEBI or any other regulatory authority for accessing / dealing in securities Market. NBSPL, its associates or analyst or his relatives do not hold any financial interest (Except Investment) in the subject company. NBSPL or its associates or Analyst do not have any conflict or material conflict of interest at the time of publication of the research report with the subject company. NBSPL or its associates or Analyst or his relatives may or may not hold beneficial ownership of 1% or more in the subject company at the end of the month immediately preceding the date of publication of this research report.

NBSPL or its associates / analyst has not received any compensation / managed or co-managed public offering of securities of the company covered by Analyst during the past twelve months. NBSPL or its associates have not received any compensation or other benefits from the company covered by Analyst or third party in connection with the research report. Analyst has not served as an officer, director or employee of Subject Company . NBSPL / analyst has not been engaged in market making activity of the subject company.

Analyst Certification: The research analysts and authors of these reports, hereby certify that the views expressed in this research report accurately reflects my/our personal views about the subject securities, issuers, products, sectors or industries. It is also certified that no part of the compensation of the analyst(s) was, is, or will be directly or indirectly related to the inclusion of specific recommendations or views in this research. The analyst(s) principally responsible for the preparation of this research report and has taken reasonable care to achieve and maintain independence and objectivity in making any recommendations.

Disclaimer:

This report is for the personal information of the authorized recipient and does not construe to be any investment, legal or taxation advice to you. NBSPL is not soliciting any action based upon it. Nothing in this research shall be construed as a solicitation to buy or sell any security or product, or to engage in or refrain from engaging in any such transaction. In preparing this research, we did not take into account the investment objectives, financial situation and particular needs of the reader.

This research has been prepared for the general use of the clients of NBSPL and must not be copied, either in whole or in part, or distributed or redistributed to any other person in any form. If you are not the intended recipient you must not use or disclose the information in this research in any way. Though disseminated to all the customers simultaneously, not all customers may receive this report at the same time. NBSPL will not treat recipients as customers by virtue of their receiving this report. This report is not directed or intended for distribution to or use by any person or entity resident in a state, country or any jurisdiction, where such distribution, publication, availability or use would be contrary to law, regulation or which would subject NBSPL & its group companies to registration or licensing requirements within such jurisdictions.

The report is based on the information obtained from sources believed to be reliable, but we do not make any representation or warranty that it is accurate, complete or up-to-date and it should not be relied upon as such. We accept no obligation to correct or update the information or opinions in it. NBSPL or any of its affiliates or employees shall not be in any way responsible for any loss or damage that may arise to any person from any inadvertent error in the information contained in this report. NBSPL or any of its affiliates or employees do not provide, at any time, any express or implied warranty of any kind, regarding any matter pertaining to this report, including without limitation the implied warranties of merchantability, fitness for a particular purpose, and non-infringement. The recipients of this report should rely on their own investigations.

This information is subject to change without any prior notice. NBSPL reserves its absolute discretion and right to make or refrain from making modifications and alterations to this statement from time to time. Nevertheless, NBSPL is committed to providing independent and transparent recommendations to its clients, and would be happy to provide information in response to specific client queries.

Before making an investment decision on the basis of this research, the reader needs to consider, with or without the assistance of an adviser, whether the advice is appropriate in light of their particular investment needs, objectives and financial circumstances. There are risks involved in securities trading. The price of securities can and does fluctuate, and an individual security may even become valueless. International investors are reminded of the additional risks inherent in international investments, such as currency fluctuations and international stock market or economic conditions, which may adversely affect the value of the investment. Opinions expressed are subject to change without any notice. Neither the company nor the director or the employees of NBSPL accept any liability whatsoever for any direct, indirect, consequential or other loss arising from any use of this research and/or further communication in relation to this research. Here it may be noted that neither NBSPL, nor its directors, employees, agents or representatives shall be liable for any damages whether direct or indirect, incidental, special or consequential including lost revenue or lost profit that may arise from or in connection with the use of the information contained in this report.

Copyright of this document vests exclusively with NBSPL.

Our reports are also available on our website www.nirmalbang.com

Nirmal Bang Research (Division of Nirmal Bang Securities Pvt. Ltd.)

B-2, 301/302, Marathon Innova,
Opp. Peninsula Corporate Park
Off. Ganpatrao Kadam Marg
Lower Parel(W), Mumbai-400013
Board No. : 91 22 6723 8000/8001
Fax. : 022 6723 8010